**DESCRIPTION:**

EKM : Curved blade Grilles, with adjustable horizontal or vertical blades.

MATERIAL:

Specially extruded from 6063 aluminium profile.

FUNCTION:

It is used both for supply and extract application in air ventilation systems.

FINISHING:

- Standard finishing is natural anodized. Electrostatic powder coating is optional.
- Standard colours are RAL 9010 and RAL 9016 . Other colours are available with enamel paint.

INSTALLATION:

- System with screws is standard.
- System with clips and plate spring is used if no hole is requested on the frame.

ACCESSORIES:

- If desired, it is possible to add a damper to adjust the amount of air to be collected.

PKD: Parallel Blade Damper

ZKD: Opposite Blade Damper

- PK: Plenum Box
- KK: Subframe

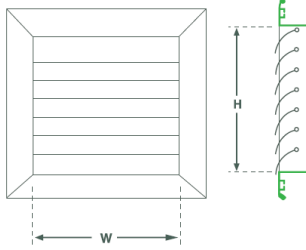


GMC İklimlendirme Sistemleri
Orhanlı Beldesi Orta Mah. Livan Sk. No:10-1
Tuzla – İstanbul / TURKEY

+0090 216 3773360 ☎
+0090 216 3772730 📠
www.gmcgrup.com 🌐



STANDARD SIZES (mm) :

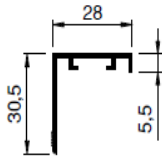


W : 100-150-200-250-300-350-400-450-500-550-600-650-700-750-800-900-1000-1100-1200

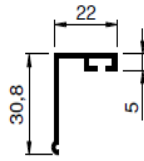
H : 100-150-200-250-300-350-400-450-500-550-600-650-700-750-800-900

* Any combination of these sizes

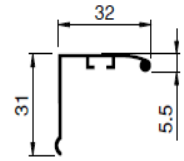
FRAME TYPES:



28mm Frame



22mm Frame



32mm Frame

EFFECTIVE AREA Ak(m²):

1 – 2 Directional Curved Blade Grille for Effective Area

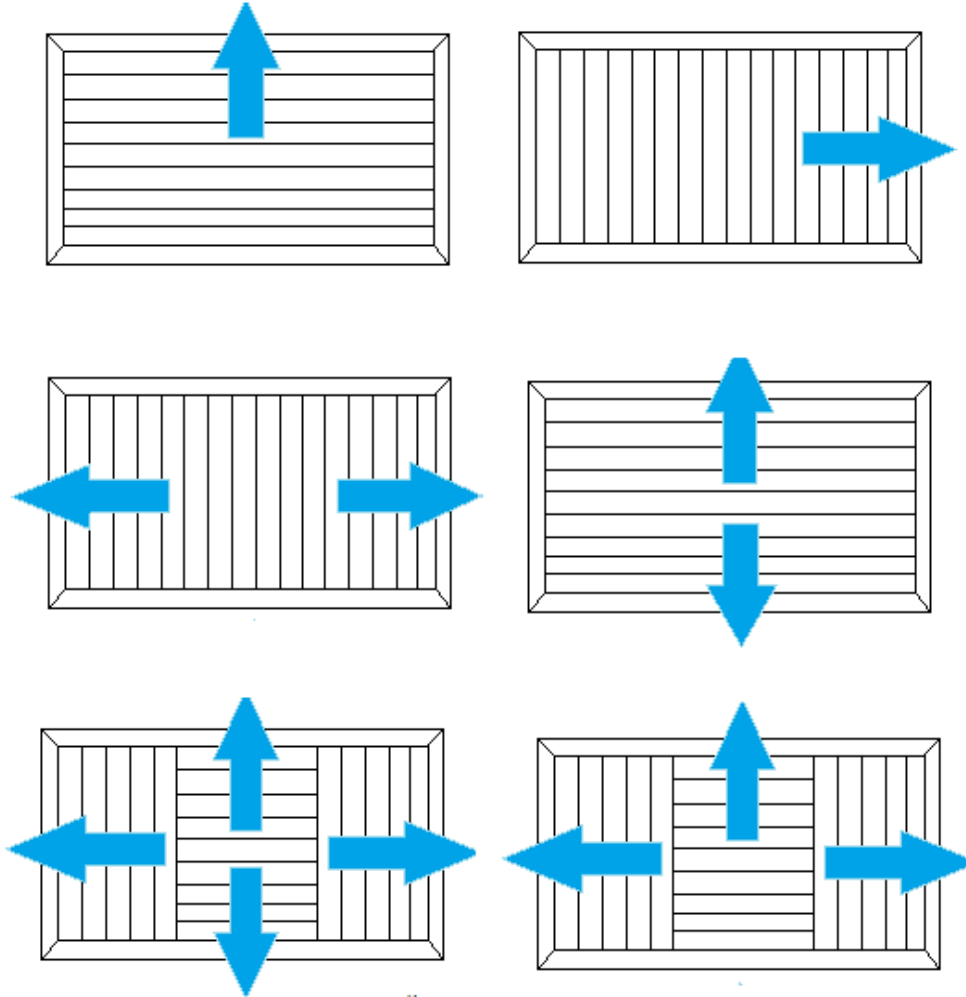
W / H		H										
		100	150	200	250	300	350	400	500	600	700	800
W	100	0,005	0,009	0,012	0,015	0,019	0,022	0,026	0,032	0,039	0,046	0,053
	150	0,008	0,013	0,018	0,023	0,028	0,033	0,038	0,048	0,059	0,069	0,079
	200	0,01	0,017	0,024	0,031	0,037	0,044	0,051	0,065	0,078	0,092	0,105
	250	0,013	0,021	0,03	0,038	0,047	0,055	0,064	0,081	0,098	0,115	0,132
	300	0,015	0,026	0,036	0,046	0,056	0,066	0,077	0,097	0,117	0,138	0,158
	350	0,018	0,03	0,042	0,054	0,065	0,077	0,089	0,113	0,137	0,161	0,184
	400	0,02	0,034	0,048	0,061	0,075	0,088	0,102	0,129	0,156	0,184	0,211
	450	0,023	0,038	0,054	0,069	0,084	0,099	0,115	0,145	0,176	0,207	0,237
	500	0,026	0,043	0,06	0,077	0,094	0,111	0,128	0,162	0,196	0,23	0,264
	600	0,031	0,051	0,071	0,092	0,112	0,133	0,153	0,194	0,235	0,275	0,316
	700	0,036	0,06	0,083	0,107	0,131	0,155	0,179	0,226	0,274	0,321	0,369
800	0,041	0,068	0,095	0,122	0,15	0,177	0,204	0,258	0,313	0,367	0,422	





900	0,046	0,077	0,107	0,138	0,168	0,199	0,23	0,291	0,352	0,413	0,474
1000	0,051	0,085	0,119	0,153	0,187	0,221	0,255	0,323	0,391	0,459	0,527

AIR FLOW CHART:




CURVED BLADE GRILLE ORDER CODE:

EKM	1	28	000	FB9010	VD	W 300X200
EKM-1: 1 Directional EKM-2: 2 Directional EKM-3: 3 Directional EKM-4: 4 Directional						W: Neck Size C: Frame Size
22: Frame=22mm 28: Frame=28mm 32: Frame=32mm						00: without Mounting VD: Screw Mounting KL: Clips Mounting ST: Spring Mounting
000: without Damper ZKD: Opposite Blade Damper PKD: Parallel Blade Damper						00: without coating EL: Satin Aluminium FB----: Powder Coated RAL

